

Compliance Overview Report

Compliance Overview

Generated 06 May 2026, 17:27
Doctor Jane Gunn
Sites Metro Health - Auburn | Metro Health - Ryde | Metro Health - North Sydney

SAMPLE

1 PATTERN OF SERVICES – 80/20

"No more than 20 days per year with 80+ services or 30+ telehealth"

Current State

Rolling 365-day window: 12 of 20 days under the 80/20 rule.

Recommendations

Monitor service volumes to stay well below the 20-day limit.

▼ 80/20 Rule: You've provided 79+ relevant services on 12 Days in the last 365 days



Risk Score 15% Compliant

Compliant

2 PATTERN OF SERVICES – 30/20

"No more than 20 days per year with 80+ services or 30+ telehealth"

Current State

Rolling 365-day window: 12 of 20 days under the 30/20 rule.

Recommendations

Monitor service volumes to stay well below the 20-day limit.

▲ 30/20 Rule: You've provided 29+ telehealth services on 12 Days in the last 365 days



Risk Score 15% Compliant

Compliant

3 AVERAGE BILLING PER CONSULT

"Average Medicare billing must not exceed ~\$65 per consultation"

Current State

Your current Medicare billings per consultations is \$38.

Recommendations

There is no risk of an audit based on this metric alone.



Risk Score 0% Compliant

● MBS Threshold Avg ■ Your MBS Billing Avg ▲ Private Compliant

4 PEER BILLING PERCENTILES

"MBS item volumes must not exceed the ~97th percentile of peers"

Current State

Your use of care plan, and mental health care plan items presents little-to-no compliance risk. Your use of health assessment items sits in lower-risk bands.

Recommendations

No recommendations.



Risk Score 0% Low risk

Low risk

5 NOTE QUALITY

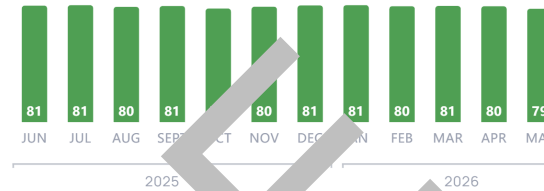
"Notes must be detailed, contemporaneous, and not rely on shortcuts"

Current State

Your notes appear to be **comprehensive**.

Recommendations

No recommendations – this marker is within compliant thresholds.



Low risk

6 TIME-BASED ITEM COMPLIANCE

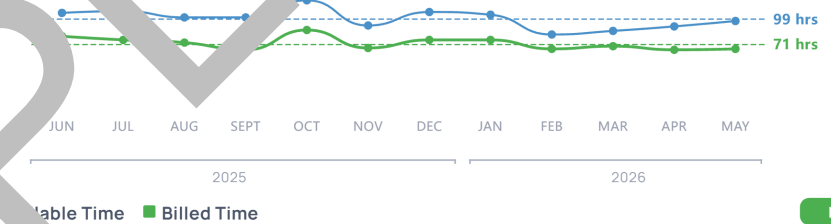
"MBS items with minimum time requirements (e.g., item 36 = 20+ min) must be met"

Current State

The timed MBS items you bill **slightly exceed** your working hours, by an average of 5%. There is little-to-no compliance risk associated with this metric.

Recommendations

No recommendations – this marker is within compliant thresholds.



Low risk

7 DAILY VOLUME CAP

"No more than 60 days per year where 60+ consultations were seen"

Current State

Rolling 365-day window: 12 of 60 days under the 60/60 rule.

Recommendations

Avoid performing this many consultations each day in the future, as you may attract an audit.



▼ 60/60 Rule: You've had 12 Days at or over 60 consultations in the last 365 days



Low risk

8 PRESCRIPTION VOLUME

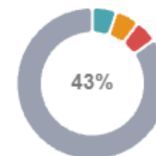
"Antibiotic, pain & mental health scripts must not exceed the 97th percentile of peers"

Current State

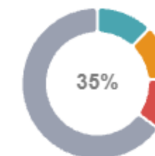
Your prescription of pain management medications is **higher** than most of your peers and poses high compliance risk. Your prescription of mental health related, and antibiotics medications sits in lower-risk bands.

Recommendations

Consider cautiously prescribing these medications.



Rx % of Total Consults



Rx % of Category

- Antibiotics
- Pain Management
- Mental Health
- Other

High risk

9 ANNUAL SERVICE CAP

"Total billable services must not exceed 18,000 per 12-month period"

Current State

You have exceeded 13,000 services billed over the past 12 months (13,040 services). The risk of attracting an audit is relatively low based on this metric.

Recommendations

Reduce your billing volume to stay below 13,000 services per year.

▼ Annual Cap: You've delivered 13,040 services in the last 365 days



10 URGENT ITEM USAGE

"Urgent items (585, 588, 591+) must be used sparingly"

Current State

Your use of urgent consultation item numbers is extremely high, putting you at severe risk of being audited.

Recommendations

Except in the most extreme circumstances, consider avoiding these item numbers in the future: 585, 588, 591, 594, 598, 599, and 600.



Urq. % of Total Consults

Urq. % of Item Type



11 COMPLEX CONSULT RATIO

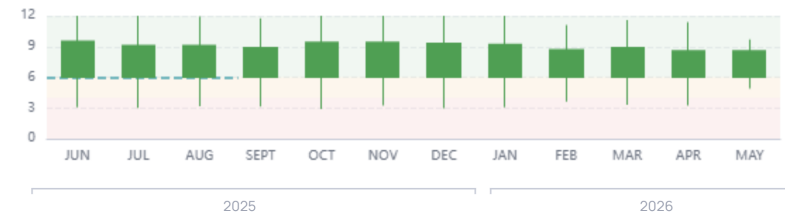
"6 standard consults required for each extended / complex item billed"

Current State

Your use of Level C consultation items (MBS item 36) is appropriate and Level D items (MBS item 344) is excessively low.

Recommendations

No recommendations – this marker is within compliant thresholds.



--- Desired Ratio - 6:1 ● Your Average Ratio - 9.1



12 RESTRICTED CO-BILLING

"Certain MBS item combinations are restricted or prohibited"

Current State

Your co-billing of mental health care plan items is moderately low, and poses little-to-no compliance risk.

Recommendations

Continue monitoring; no immediate action required.

▼ MHCP Co-billings: You've co-billed a mental health care plan with a consultation 65 times in the last 365 days

